

Enhance your lifestyle

Solutions for awnings by Somfy



HOME
MOTION BY

somfy®

Take it easy ...



and take control ... with help from Somfy

Your terrace, garden, veranda or balcony can be used as extra living space. Read in the shade, tan in controlled conditions or dine outside without getting rained on - all you need is an awning!

Maximum pleasure, minimum effort ...

Lower or raise your awning - and pre-set it to adopt the ideal position, effortlessly, at the touch of a button.



Enjoy convenience without complication ... Somfy has the solution



COMFORT

You don't need to get up from the comfort of your chair or leave your visitors unattended just to adjust your awning.

Focus your attention on the things that matter in life – enjoying good food and drink and good conversation in good company.

CONTROL

You can control your awning from up to 200 metres away using your sleek Somfy remote control handset.

There's even a shockproof, water resistant handset that doesn't mind being left out in the occasional shower!

With a choice of handsets available, you can control all your equipment simultaneously or separately. You can even open your awning, turn on your patio heater and exterior lighting – with just one remote control.

PROTECTION

Having your awning moving in and out automatically means that it looks as though there's someone home, even when you're away on holiday.

With a Somfy light and wind sensor, your awning will automatically extend when there's bright sunshine – protecting your furnishings from bleaching and your plants from drying out. If strong winds threaten, the awning will automatically close ensuring your safety at all times.



Single channel water resistant remote control



Multi channel remote control with lighting receiver



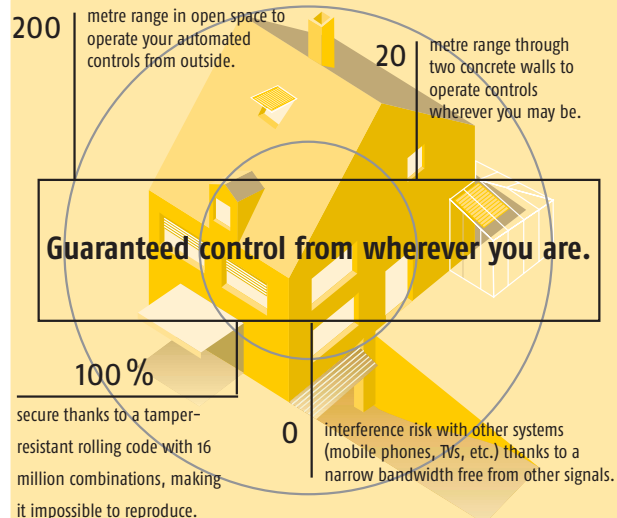
Single channel deluxe remote control with light and wind sensor

Home Motion by Somfy

SOMFY SOLUTIONS

The Somfy brand offers a virtually limitless number of solutions. Somfy motors and automatic control units can be adapted to fit any type of blind, awning, garage door or gate, regardless of the environment, the climate, the installation conditions or the number of safety devices required.

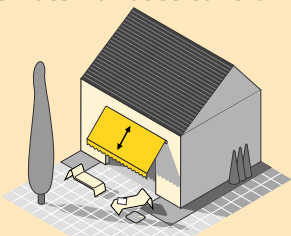
Home motion by Somfy puts you in control.



SOMFY RADIO CONTROL OPTIONS

Somfy can provide you with a control system to suit your lifestyle requirements. Whether you want to control your awning yourself, or leave the automatic sensor to do the work for you, Somfy has the solution. The illustrations below simplify some typical awnings applications and potential controls solutions, to provide you with your preferred system.

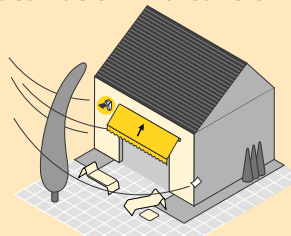
Remote handset control - single awning



Single channel handset



Automatic wind control



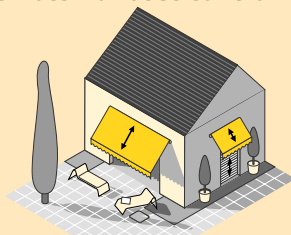
Wind sensor



Single channel handset



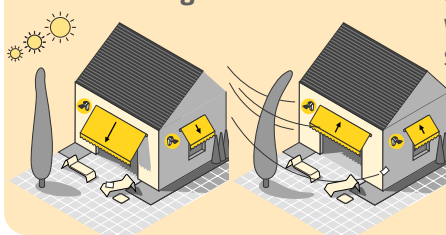
Remote handset control - multiple awnings



Multi-channel handset



Automatic light & wind control



Light & wind sensor



Single channel sensor handset



Control options for awnings

Telis range

Traditional and classic style (supplied with a wall holder)



Standard single channel radio handset



Standard multi-channel radio handset



Standard single channel radio handset with mode selector for sensor over-ride



Standard single channel radio handset with mode selector for sensor over-ride & light control

Silk range

A sophisticated solution finished in metallic silver (holder ordered separately)



Deluxe single channel radio handset



Deluxe multi-channel radio handset



Deluxe single channel radio handset with mode selector for sensor over-ride



Accessories for mounting the deluxe handset - wall holder and table top holder

Patio range

Shock and splashproof
Ideal for gardens and terraces (supplied with wall holder)



Splashproof single channel radio handset



Splashproof multi-channel radio handset



Splashproof single channel radio handset with mode selector for sensor over-ride



Splashproof single channel radio handset with mode selector for sensor over-ride & light control

Control switches

Wall mounted, battery powered control units

Centralis range

Central control for ultimate convenience



Wall mounted wireless switch

Chronis range

Timer units that will operate your awning at preset times of the day



Wall mounted wireless timer unit

RTS Sensors
Sensors for automatic protection

Eolis Sensor
Radio wind sensor for automatic protection against high wind levels



Soliris Sensor
Radio light & wind sensor for automatic protection against strong sunlight and high wind levels



The Somfy name is synonymous with quality. Our products are backed by a 5 year warranty, reinforcing our confidence that you will be completely satisfied.

Somfy Ltd
Moorfield Road
Yeadon
West Yorkshire
LS19 7BN
Tel. 0113 391 3030
Fax. 0113 391 3010